

## Mechanistic properties of the unaged and aged DGAMs

**Al-Hadidy A.I.**

Lecturer of Civil Engineering Department,  
University of Mosul, Mosul/Iraq,  
E-mail address abd\_et76@yahoo.com.  
Tel. +9647710736289

**Rashed Abdullah M.**

MSc. Student, Civil Engineering Department  
University of Mosul, Mosul/Iraq

### Abstract

Short and long term aging were conducted on the dense graded asphalt mixtures (DGAMs) containing 40-50 penetration grade asphalt cement binders. The short term oven aging (STOA) was conducted on loose mixtures at temperature of 135 °C for four hours and at temperature of 154 °C for two hours, whereas, the long term oven aging (LTOA) was conducted at temperature of 85 °C and at two periods of time between four and eight days. The performance tests includes: Marshall properties, indirect tensile strength at 25 and 60°C, compressive strength at 25 and 60°C, flexural strength at 0 and -10°C, cohesion at 60°C, tensile strength ratio, and index of retained strength were carried out on unaged and aged DGAM. A mechanistic-empirical design approach using BISAR program was adopted for estimating the improvement in service life of the pavement or reduction in thickness of DGAM and base layer for the same service life due to the aging of DGAM. The results showed that the STOA and LTOA increases: (1) resistance of DGAM against permanent deformation at high temperatures; (2) resistance to stripping phenomenon; (3) flexural strength at low temperatures; (4) traffic benefit ratio between 10 and 20%; and (5) reduces the thickness of the surface layer between 8 and 14%; and (6) the base thickness reduces between 35% and 55%.  
Keywords: Aging, Asphalt binders, Performance tests, Service life, Pavement response.

### الخصائص الميكانيكية للخلطات الإسفلتية الكثيفة غير المعرضة والمعرضة للتقادم

عبد الله محمود رشيد

عبد الرحيم إبراهيم الحديدي

قسم الهندسة المدنية - كلية الهندسة - جامعة الموصل

### الخلاصة

اجري التقادم قصير وطويل الأمد على الخلطات الإسفلتية الكثيفة الحاوية على إسفلت ذو النفاذية 40-50 مادة رابطة. تم إجراء التقادم قصير الأمد على المزيج الإسفلتي غير المرصوص (المفكك) عند 135°م لفترة أربع ساعات و154°م لمدة ساعتين. أما التقادم طويل الأمد فقد اجري عند درجة حرارة 85 °م ولفترتين زمنيتين (أربعة وثمانية أيام). أجريت العديد من الاختبارات الهندسية والمتضمنة خصائص المارशल، مقاومة الشد عند 25 °م و 60 °م ، ومقاومة الانضغاط عند 25 °م و 60 °م ، ومقاومة الانثناء عند 0 و-10 °م ، والتماسك عند 60 °م فضلا عن نسبة الفقدان في مقاومة الشد ودليل الفقدان في مقاومة الانضغاط لتقييم أداء المزجات غير المعرضة للتقادم والمعرضة له. استخدم التحليل النظري في هذه الدراسة من خلال برنامج BISAR لمعرفة مدى التحسن في العمر الخدمي للتبليط أو النقصان في سمك طبقة الإكساء السطحية (Wearing) وطبقة الأساس (Base) نتيجة للتقادم. أظهرت النتائج أن عملية التقادم قصير وطويل الأمد أدت إلى زيادة : (1) مقاومة المزيج لظاهرة التشوهات الدائمة بدرجات الحرارة العالية، (2) مقاومة المزيج لظاهرة الانسلاخ (تأثير الظروف البيئية)، (3) مقاومة الانثناء بدرجات الحرارة الواطنة، (4) منفعة المرور (TBR) بنسبة تراوحت ما بين 10 - 20 %، و (5) وتقليل سمك طبقة الإكساء السطحية بنسبة تراوحت بين 8 - 14 %، و (6) تقليل سمك طبقة الأساس بنسبة تراوحت بين 35 - 55 %.  
مفتاح الكلمات: التقادم ، الاسفلت الرابط ، اختبارات الاداء ، سنوات الخدمة ، اجهادات التبليط.

Received: 4 - 1 - 2013

Accepted: 11 - 11 - 2013

## Introduction

The progressive oxidation (aging) of the asphalt concrete (AC) mixture and water content of the base and subgrade are two of the most important environmental factors that influence flexible pavement performance. Aging affects the stiffness of the asphalt-bound layers, which alters the stress state throughout the pavement. This change in stress state can, in turn, affect the stiffness of the underlying unbound layers since they usually exhibit stress dependence. The structural capacity of the entire pavement system is thus affected by changes in pavement temperature.

Likewise, moisture content changes in the base and subgrade affect the stiffness of those pavement system components but may also cause increased strains in the AC layer by reducing the support available.

Mechanistic-empirical pavement design methods for flexible pavements often assume two competing failure mechanisms related to the design of the pavement cross section: fatigue of bound pavement layers and accumulated permanent deformations in the subgrade. Based on observations that the number of load repetitions needed to fail an asphalt concrete beam in flexure is inversely related to the tensile strains at the bottom of the beam, the expected life of a pavement should be inversely related to the traffic-induced tensile strains at the bottom of the asphalt-bound pavement layers. Observations that cyclically loaded soil specimens accumulate plastic (non-recoverable) strains with each loading cycle suggest that the expected life of a pavement should also be inversely related to the traffic-induced compressive strains at the top of the subgrade. The traffic-induced strains in the pavement and subgrade are substantially affected by the stiffness of the asphalt-bound layers, which affects the stress distribution throughout the pavement.

Many studies have been conducted evaluating the aging effects on asphalt binders since their properties can be easily measured using many conventional tests, such as rotational viscometer, dynamic shear rheometer (DSR), and bending beam rheometer (BBR). However, studies on asphalt mixture aging have been limited to mechanical properties such as strength and fatigue characteristics because considerable effort is required to identify the aging of the asphalt binder in a mixture.

Soon-Jae Lee et.al. [1] evaluated the effects of short-term oven aging (STOA) on asphalt mixtures using the gel-permeation chromatography (GPC) procedure. Nine asphalt mixtures, using three different binder sources, were prepared and five short-term aging methods were used to evaluate these mixes. For comparison, the RTFO aging was also conducted for nine asphalt binders. The aging of a binder within asphalt mixtures, including polymer-modified mixtures, could be identified under various STOA conditions. Statistical analysis of the GPC test results indicated that two commonly used STOA methods in the laboratory, a 154 °C oven aging for 2 h and a 135 °C oven aging for 4 h, are not significantly different, based on the increase in the large molecular size (LMS) ratios. The RTFO aging method was found to have less effect on binder aging than the short-term oven aging methods of asphalt mixtures.

Al-Hadidy and Tan [2] investigated the influence of accelerated weathering (aging) on the engineering properties of modified asphalt mixtures with pyrolysis polypropylene (PP). The accelerated weathering was done at a temperature of 85 °C and over two periods of time, namely between two and four days. The results showed that variations in age change the physical properties of modified mixtures.

Soon-Jae Lee et.al. [3] compared the aging effects of the RTFOT and the STOA methods using the GPC and selected Superpave binder tests. For this study, nine asphalt binders were prepared, and five aging periods were used the RTFOT and four aging treatments were selected for the STOA. Loose asphalt mixes were obtained from six field projects. The results of GPC test showed that the RTFOT method has less aging effect on the binders than the STOA methods for asphalt mixtures prepared in the laboratory. The longer the aging time in

the RTFOT led to an increase in the high temperature viscosity and the failure temperature of asphalt binders, the only exception being the rubber-modified binders. The GPC was effective in evaluating the aging effect of rubber-modified binders using different RTFOT aging times.

### OBJECTIVES OF THE PRESENT STUDY

The objectives of the present study are: (1) To determine Marshall properties of unaged and aged dense graded asphalt mixtures (DGAMs); (2) To determine static indirect tensile strength of unaged and aged DGAMs at 25 and 60°C; (3) To determine static compressive strength of unaged and aged DGAMs at 25 and 60°C; (4) To evaluate moisture susceptibility of aged DGAMs and compare with unaged DGAMs; (5) To determine flexural strength properties of unaged and aged DGAMs at different low temperatures; (6) To determine the cohesion of unaged and aged DGAMs at 60°C; (7) To determine the aging index of unaged and aged DGAMs; (8) To optimize the STOA and long term-Oven aging (LTOA) conditions for any field applications.; (9) Establish regression equations between the performance measures (Marshall stability, indirect tensile strength, and compressive strength) for situations in which: a) the indirect tensile and compressive strength tests were not available, and /or b) the designer does not choose to use those tests, and (10) Evaluation the benefits of aged DGAM layer in flexible pavement using a mechanistic-empirical design approach. Meeting these objectives could provide a better understanding of the effects of aging on the physical and engineering properties of DGAMs so that their performance in the field can be more accurately predicted.

### EXPERIMENT

#### Materials

40-50 penetration grade asphalt taken from Qayarah (Q) refinery (30 Km. South of Mosul city) was selected for this study. Some properties of this asphalt are listed in Table 1. Asphalt has asphaltene content (6.7%).

Aggregate was obtained from one asphalt plant in Mosul city located in the north part of Iraq. Figure 1 shows the recommended gradation limits by the ASTM (D3515) for dense graded asphalt mixtures (DGAMs) and the selected gradation in this research was in the middle of the limits. The properties of the aggregates, such as angularity value, toughness value, soundness value, and specific gravities were determined, and the test results are presented in Table 2.

Calcium carbonate (CaCO<sub>3</sub>) was used as mineral filler. It was passed through a 200 sieve and had specific gravity of 2.731 by ASTM designation D854 [4].

**Table 1 Physiochemical properties of asphalt cement**

| Property                                   | Result           | ASTM limits | SCRB limits |
|--------------------------------------------|------------------|-------------|-------------|
| Penetration(25°C, 100g, dmm)               | 41               | 40-50       | 40-50       |
| Softening point, °C                        | 52               | 50-58       | 51-62       |
| Ductility (25°C, cm)                       | 100 <sup>+</sup> | 100 min     | 100 min     |
| Specific gravity                           | 1.049            | 1.01-1.06   | ---         |
| Flash point, °C                            | 263              | 240 min     | 240 min     |
| Loss of heat and air, %                    | 0.386            | 0.2 max     | 0.75 max    |
| Kinematic viscosity @ 135 °C. (CSt)        | 500              | 400 min     | ----        |
| %Sulfur (S <sub>3</sub> ) (X-Ray)          | 7.6              |             | 6.5 % [5]   |
| Ashaltene, %                               | 6.7              | ---         | ---         |
| Solubility, %                              | 99.7             | 99 min      | 99 min      |
| Residue ductility (25°C, cm)               | 97               | ---         | 50 min      |
| Residue penetration, % of original         | 68               | ---         | 55 min      |
| Increase of softening point after TFOT, °C | 4                | ---         | 10 max      |

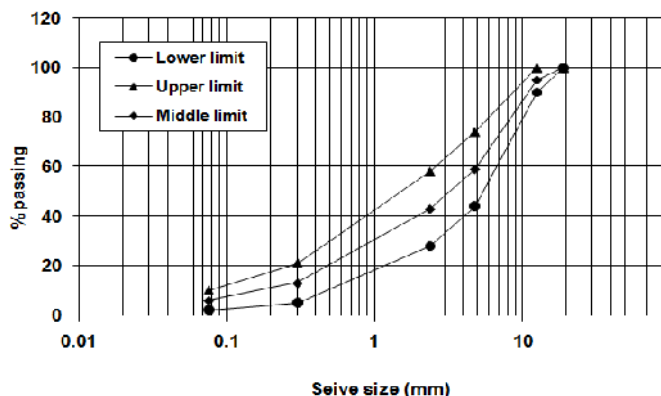


Fig. 1 gradation limits.

Table 2 Source and consensus properties of aggregate

| Property                             | Coarse Aggregate | Fine Aggregate |
|--------------------------------------|------------------|----------------|
| Bulk sp.gr.                          | 2.652            | 2.541          |
| Apparent sp.gr.                      | 2.693            | 2.592          |
| Angularity,%                         | 99               | 47.00          |
| Toughness,%                          | 19               | -----          |
| Soundness,% $\text{Na}_2\text{SO}_4$ | 0.968            | 0.664          |

### Mixture design

The optimum asphalt content for DGAMs is usually selected to produce 3-5% air voids. Five asphalt percentages (4.0%, 4.5%, 5.0%, 5.5% and 6.0%) were used in the design of the DGAMs. It was found that at 4.0% air voids, the required asphalt content was 5.0%. This optimum asphalt content was used in preparing all other aged mixtures to maintain consistency through the study.

Then five groups of samples are mixed at this ratio of asphalt and at the appropriate mixing temperature of 150 °C to 160 °C by mechanical mixer for 2 minutes [6]. The first group was labeled as unaged (DGAM<sub>0h</sub>). The second group was then aged by placing the loose mix in a flat pan and into a Forced Draft Oven (Figure 2) at 135 °C for four hours and labeled as (DGAM<sub>4h</sub>). The third group was aged by placing the loose mix in a flat pan and into a Forced Draft Oven at 154 °C for two hours and labeled as (DGAM<sub>2h</sub>). The fourth group was aged by placing the compacted samples into a Forced Draft Oven at 85 °C for 4 days and labeled as (DGAM<sub>4d</sub>). The fifth group was aged by placing the compacted samples into a Forced Draft Oven at 85 °C for 8 days and labeled as (DGAM<sub>8d</sub>). These conditions followed aging procedures described in [1, 7, 8, and 9].



Fig. 2 loose mix in a flat pan placed into a Forced Draft Oven

The loose samples were then brought to compaction temperature equivalent to viscosity of  $(280 \pm 30 \text{ Cst})$  [6]. A Marshall mechanical compactor was used to consolidate the hot mixtures. The specimens were compacted for heavy-duty of 75 Marshall blows for each face as a tire pressure of 1379 kPa. The specimens were then removed from the mold [4], and left to cure in air for 24 h. Twenty-six specimens for each group of unaged and aged DGAMs were tested with three for Marshall stability at 60 °C, three for cohesion at 60 °C, three for indirect tensile strength (ITS) at 25 °C, three for ITS at 60 °C, three for compressive strength (CS) at 25 °C, three for CS at 60 °C, four for flexural strength (FS) at 0°C, and four for FS at -10°C. Thus, one-hundred and thirty samples were tested for all groups.

### Laboratory tests used

Four tests in the laboratory were adopted. The tests performed were Marshall stability, ITS at 25 and 60°C, CS at 25 and 60°C, flexural strength at 0 and -10°C, and cohesion at 60°C tests. In addition, the moisture susceptibility test was studied using the tensile strength ratio (TSR) and index of retained strength (IRS) according to ASTM D-4123 and D-1074 [4], respectively. A TSR and IRS of wet group to dry group were computed from the results of the ITS and CS tests at 25°C. The higher the TSR or IRS value, the less the strength should be influenced by the water soaking condition, or the more water-resistant it should be. DGAMs specification according to SCRIB [10] requires IRS values of 70% or more, whereas, SCDOT [11] requires a TSR and wet tensile strength values of 85% or more and 448kPa, respectively. Aging index (A.I.) was also determined from the cohesion values obtained for aged and unaged DGAMs.

Rutting resistance was evaluated by Marshall Quotient (MQ). Flexural test was done on small beams of the dimension  $300 \times 50 \times 48\text{mm}$  cutting from a compacted square slab specimen ( $30 \times 30 \times 5\text{cm}$ ). Four series of beam specimens were prepared and tested at 0 and -10°C temperatures using a universal testing machine and temperature control cabinet. This was to monitor the low temperature behavior of DGAMs.

Elastic modulus ( $E_c$ ) is one of the most important mechanical properties of asphalt concrete. When elastic-layered system theory is used to design asphalt pavement structures, the modulus of asphalt concrete is a basic design parameter. The current asphalt pavement performance predicted models also use the modulus as a critical material parameter. Therefore, it is desirable that the modulus of asphalt concrete be predicted during the asphalt concrete mixture design stage to improve mixture design and pavement performance prediction. The modulus of elasticity ( $E_c$ ) at 25°C was determined using equation (1) mentioned by Tan and Al-Hadidy [2].

$$E_c = 483 \times M_s \quad (\text{lb/in}^2) \quad (1)$$

Where

$M_s$  = Marshall stability in kg at 60 °C.

### Mechanistic empirical design

A mechanistic-empirical (M-E) design approach has been used in the present study to evaluate the benefits of aging the DGAMs in terms of reduction in layer thickness and extension in service life of the pavement. The proposed methodology has a better capability of characterizing different material properties and loading conditions, and has the ability to evaluate different design alternatives on an economic basis.



Two design alternatives considered in the present study are as follows:

1. The same service life for the aged and unaged pavement sections. It would lead to reduction in base, or DGAM thickness and has been expressed in terms of Layer Thickness Reduction (LTR); and
2. The same pavement sections for unaged and aged DGAM. It would result in more service life of the pavement due to the aging and has been expressed in terms of Traffic Benefit Ratio (TBR).

As input values, DGAM modulus was determined, and typical moduli of asphalt, base, subbase and subgrade in Iraq were selected as shown in Figure 3.

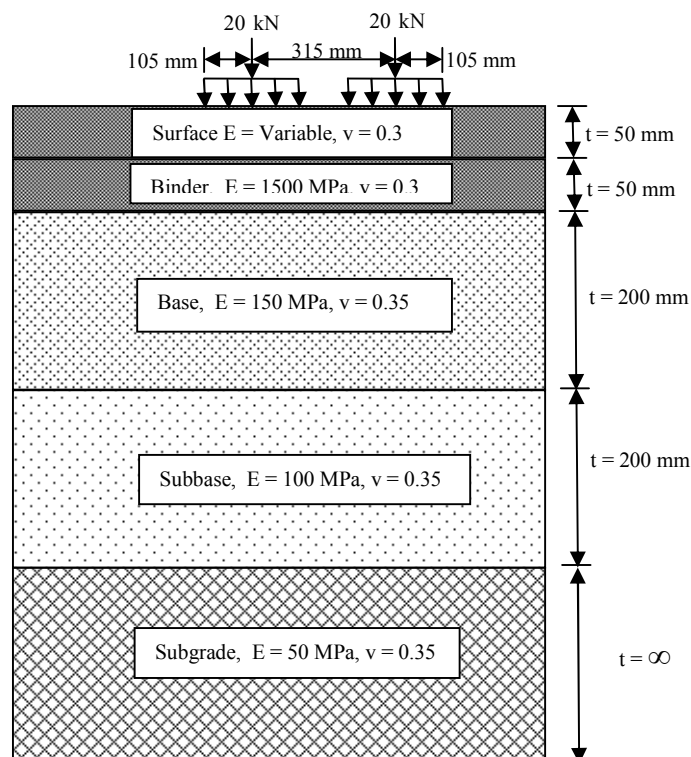


Fig. 3 Pavement design and considered loading: dual tires

The surface deflection ( $w_0$ ), the horizontal tensile strain at the bottom of binder layer ( $\epsilon_t$ ) and the vertical compressive strain at the top of subgrade layer ( $\epsilon_c$ ) were calculated under the left tire using multi-layer elastic analysis program, BISAR using 40kN set of dual tires with 105 mm radius. These responses were used for estimating the improvement in service life of the pavement or reduction in thickness of DGAM and base layer for the same service life due to aging of DGAM.

## RESULTS AND DISCUSSION

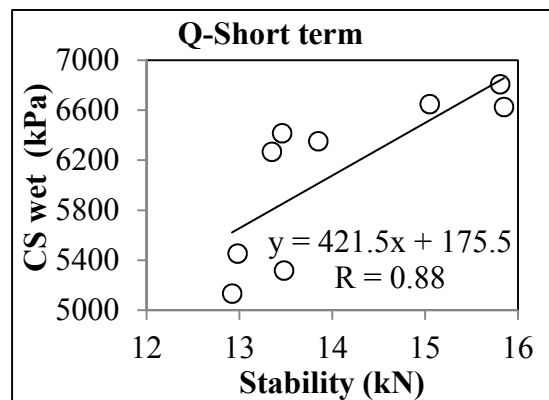
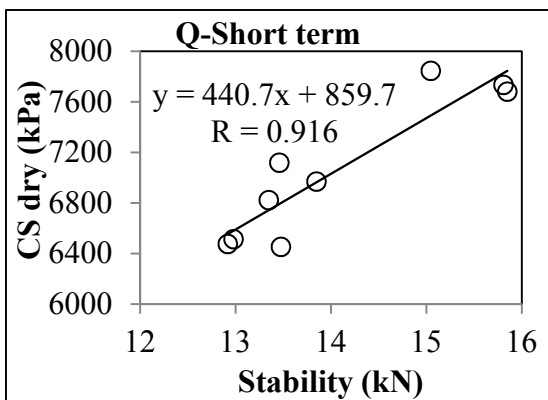
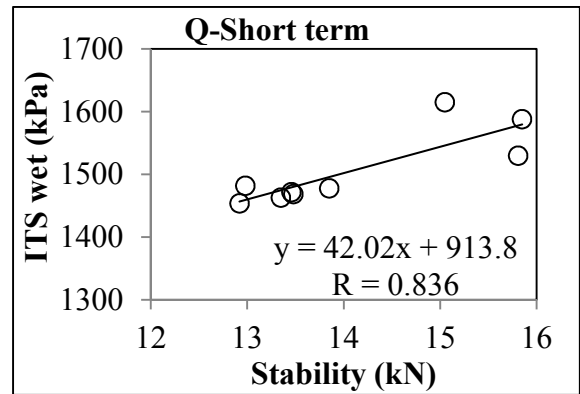
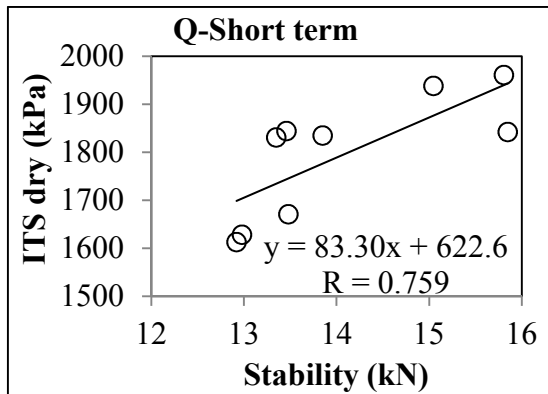
### Statistical considerations

Results of the Marshall, indirect tensile strength, compressive strength, tensile strength ratio, index of retained strength, flexural strength, and cohesion tests were statistically analyzed with a 5% level of significance. For these comparisons, it should be noted that all specimens were produced at optimum asphalt content.

**Linear regression analysis**

The change in the engineering properties with aging conditions of DGAMs was studied at high and intermediate pavement temperatures. Statistical analysis including Pearson coefficient of correlation (R) and significant (2-tailed, p) was used to verified that a linear relationship has enough accuracy for determination Marshall stability, indirect tensile and compressive strength properties of DGAMs for STOA and LTOA.

Figure 4 show the linear relationships between the performance tests and summarizes the linear regression of DGAMs for both aging; STOA and LTOA performed at 5% significant level. The results are average of all laboratory mixtures tested at temperatures of 25 and 60°C. The analysis verified that linear relationships could be used for determination of indirect tensile and compressive strength properties of DGAMs at temperatures of 25 and 60°C. These equations were developed for situations in which: a) the indirect tensile and/or compressive strength tests were not available, and /or b) the designer does not choose to use those tests.



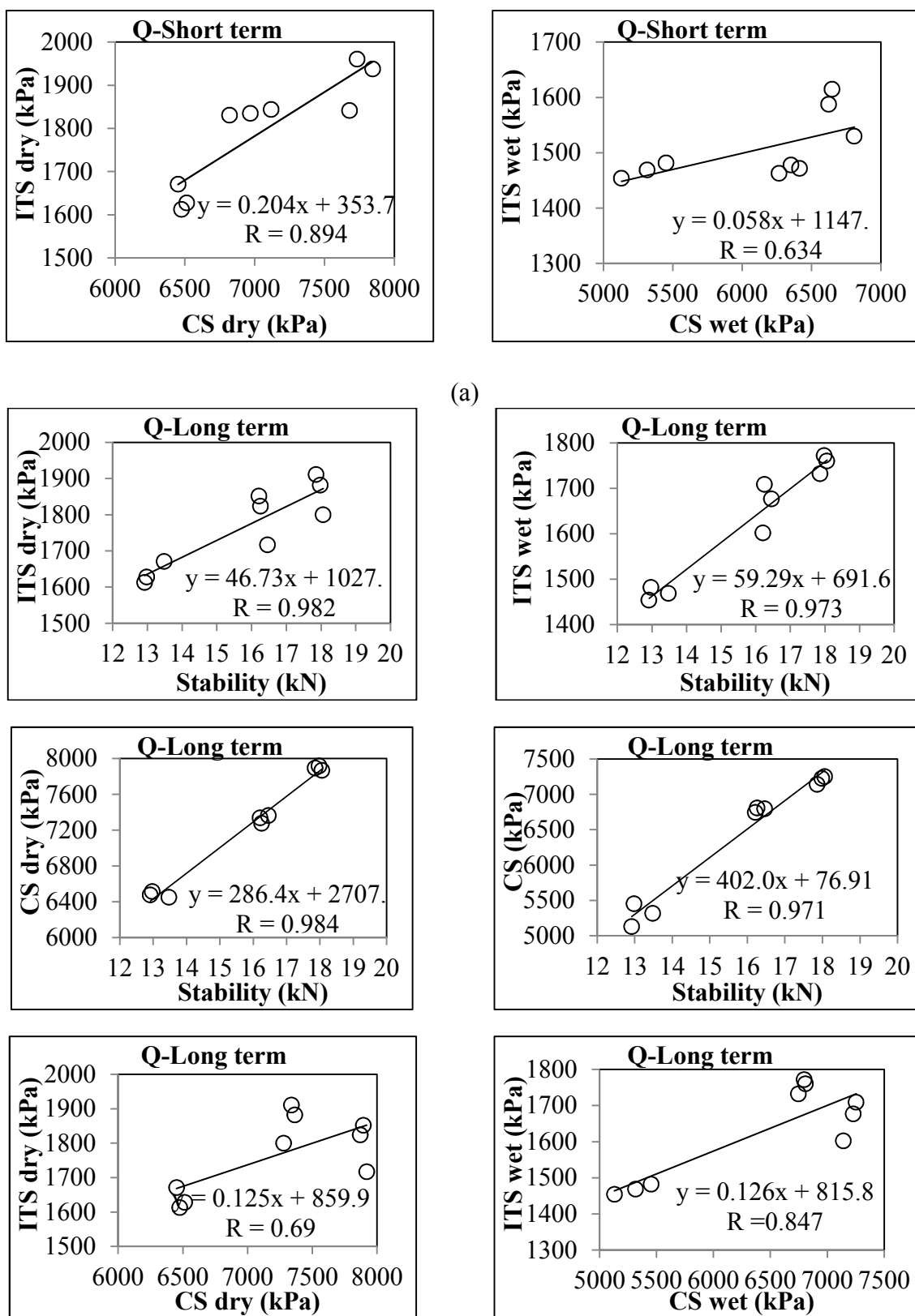


Fig. 4 Relationships between the performance measures of DGAMs and summary of R (a- STOA and b-LTOA)



### Optimization of DGAMs

SPSS statistical analysis program V.16 was used to prepare an optimization Table based on the performance measures conducted on DGAMs. Duncan correlation [12] was selected to determine the significant between groups. This significant was defined by addition a letter(s) for each group. If the letter(s) shared between two groups or more, this indicates that no significant can be found between groups. Results obtained from such analysis are summarized in Table 3 can be used to select the aging conditions for any field applications. Actual selecting would depend upon the option exercised by the designer.

**Table 3 Optimization of unaged and aged DGAMs**

| Mixture type          | DGAM <sub>0h</sub> | DGAM <sub>2h</sub> | DGAM <sub>4h</sub> | DGAM <sub>4d</sub> | DGAM <sub>8d</sub> |
|-----------------------|--------------------|--------------------|--------------------|--------------------|--------------------|
| MS, kN                | 13.13 ± 0.35       | 15.57±0.51         | 13.55±0.47         | 17.79±0.11         | 16.31±0.23         |
| TS <sub>1</sub> , kPa | 1637±34            | 1914±71            | 1837±75            | 1864±65            | 1798±81            |
| TS <sub>2</sub> , kPa | 1648±16            | 1578±49            | 1471±8.5           | 1755±23            | 1663±62            |
| SC <sub>1</sub> , kPa | 6480±35            | 7758±87            | 6969±167           | 7327±51            | 7894±28            |
| SC <sub>2</sub> , kPa | 5300±182           | 6693±113           | 6344±83            | 6748±37            | 7208±66            |
| MF, kPa, 0 °C         | 5160±99            | 6370±79            | 5284±108           | 6523±114           | 6393±121           |
| MF, kPa, -10 °C       | 5642±175           | 6810±139           | 5707±119           | 6997±158           | 6804±137           |

Means with different letters vertically have significant difference at  $p \leq 0.05$ , MS =Marshall stability; SC<sub>1</sub>=Compressive strength at 25°C; SC<sub>2</sub>= Compressive strength at 60°C; TS<sub>1</sub>=Tensile strength at 25°C; TS<sub>2</sub>=Tensile strength at 60°C; MF= Flexural modulus;

### Marshall properties

The Marshall properties of unaged and aged DGAMs were evaluated and the results are presented in Figures 5, respectively. From these Figures, it can be seen that the aging period of 2h, 4h, 4d, and 8d raises the Marshall stability of control (unaged) DGAM by 19%, 3%, 37% and 24%, respectively, whereas flow value for these aging periods decreases by 24%, 12%, 35%, and 30%, respectively.

The sited results in Figures 5 also revealed that the aging period of 2h, 4h, 4d, and 8d raises the voids in mineral aggregates (VMA) by 8%, 14%, 2% and 4%, respectively. This indicates that STOA and LTOA increases the durability of DGAMs. In addition, it was found that LTOA satisfies the specified limits of 3-5% air voids ( $A_v$ ).

From the sited results in Figure 5, it was found that the MQ value of unaged DGMA increased by 56%, 17%, 111%, and 78% at 2h, 4h, 4d, and 8d aging periods, respectively. It can be said that the aged DGAMs provide better resistance against permanent deformations due to their high stability and high MQ and indicate that aged DGAMs could be use in military airfield pavements where stiff asphalt mixture and low asphalt content are required. The increase in stability and VMA values may be related to the bonding that happened between S = O, C = O and C-H chain in asphalt cement binder.

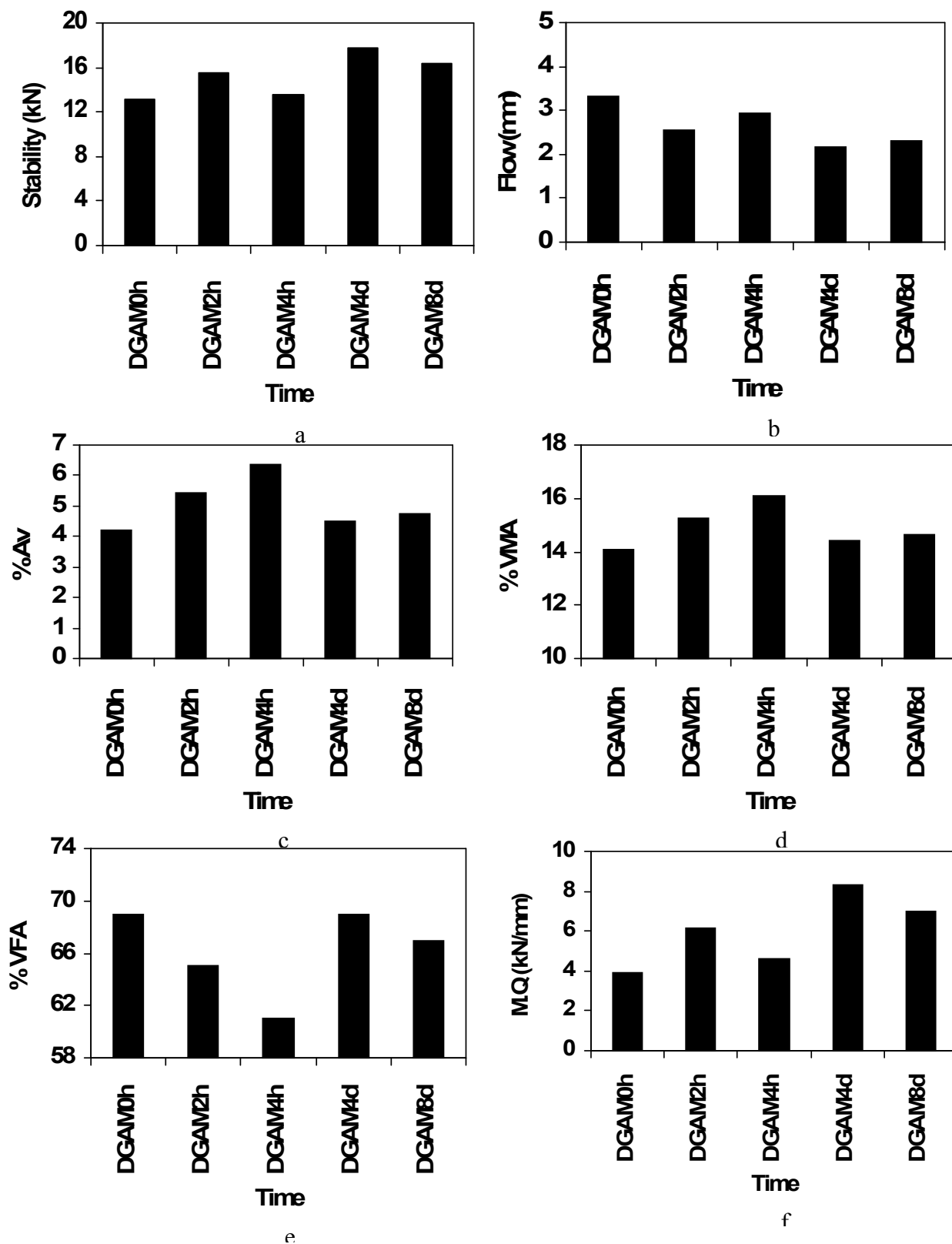


Fig. 5 Marshall properties of DGAMs  
 (a- stability, b- flow, c- air voids, d- VMA, e- VFB &, f- MQ)

Moisture susceptibility

Tensile strength for unaged and aged DGAMs are given in Figures 6. The results indicate that tensile strength, and TSR increased for both STOA and LTOA. For DGAM<sub>0h</sub>, DGAM<sub>2h</sub>, DGAM<sub>4h</sub>, DGAM<sub>4d</sub>, and DGAM<sub>8d</sub>, average static ITS values of the conditioned DGAM specimens are 1468, 1578, 1471, 1755, and 1663 kPa, respectively. For these, coefficients of variation (COV) of results observed were 0.95, 2.71, 0.51, 1.17, and 3.3%, respectively. Average static ITS values obtained for unconditioned DGAM specimens are 1637, 1914, 1837, 1864, and 1798 kPa, respectively. For these, COV of results observed were 1.84, 3.29, 0.36, 3.09, and 3.96%, respectively. From these, values % TSR obtained for DGAM<sub>0h</sub>, DGAM<sub>2h</sub>, DGAM<sub>4h</sub>, DGAM<sub>4d</sub>, and DGAM<sub>8d</sub> 90, 82, 76, 94, and 93%, respectively.

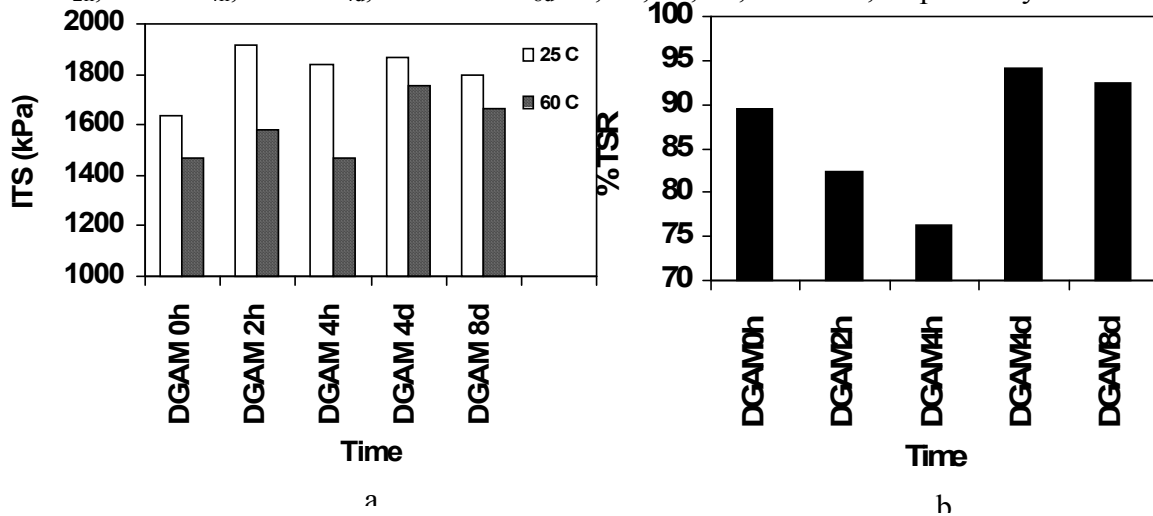


Fig. 6 Tensile strength properties of DGAMs  
(a. tensile strength & b. % TSR).

The variation of the CS with STOA and LTOA is shown in Figures 7, respectively. From these Figures, it can be observed that the ranges of CS for DGAM<sub>0h</sub>, DGAM<sub>2h</sub>, DGAM<sub>4h</sub>, DGAM<sub>4d</sub>, and DGAM<sub>8d</sub> samples are 6480 to 5300kPa, 7758 to 6693kPa, 6969 to 6344kPa, 7327 to 6784, and 7894 to 7208kPa at 25 and 60°C, respectively. For these, COV of results observed were 0.48 to 3.0, 0.99 to 1.49, 2.12 to 1.17, 0.61 to 0.48, and 0.32 to 0.8%, respectively.

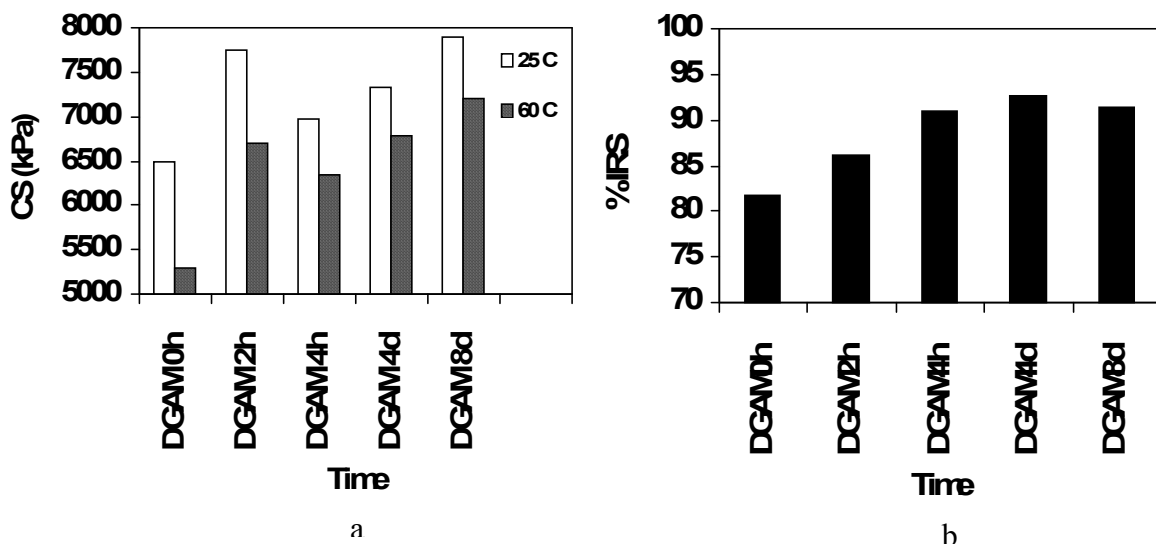


Fig. 7 Compressive strength properties of DGAMs  
(a. compressive strength & b. % IRS)

The percentage increase in the averaged CS is found to be comparatively significant. The study showed that the percentage increase in CS value for unaged DGAM at 2h, 4d and 8d aging periods was found to be 20 and 15%, 13 and 17% and 22 and 24% at 25 and 60°C, respectively. From Figure 7, it was found that the IRS of the unaged DGAM was increased by 6%, 11%, 13% and 11% for DGAM<sub>2h</sub>, DGAM<sub>4h</sub>, DGAM<sub>4d</sub>, and DGAM<sub>8d</sub>, respectively. In addition, the observations and the analysis of the results using a statistical program show that the ITS test was the most promising of stripping when applied to airfield and highway paving mixtures.

### Elastic modulus

$E_c$  is the most important variable to mechanistic design approaches for pavement structures. It is the measure of pavement response in terms of dynamic stresses and corresponding strains. The modulus of elasticity ( $E_c$ ) at 25 °C was determined using equation (1) mentioned by Tan and Al-Hadidy [2] as mentioned earlier.

STOA and LTOA DGAMs showed higher  $E_c$  values than unaged DGAMs as shown in Figure 8. Test results indicate that  $E_c$  for DGAM<sub>0h</sub>, DGAM<sub>2h</sub>, DGAM<sub>4h</sub>, DGAM<sub>4d</sub>, and DGAM<sub>8d</sub> samples are 4460MPa, 5260MPa, 4600MPa, 6100MPa, and 5540MPa at 25°C, respectively, the  $E_c$  increases by 18%, 37% and 24% for 2 h, 4d, and 8d aging periods, respectively. Therefore, aging has improved the  $E_c$  of DGAMs. This might be attributed to the higher the viscosity of aged asphalt mixes.

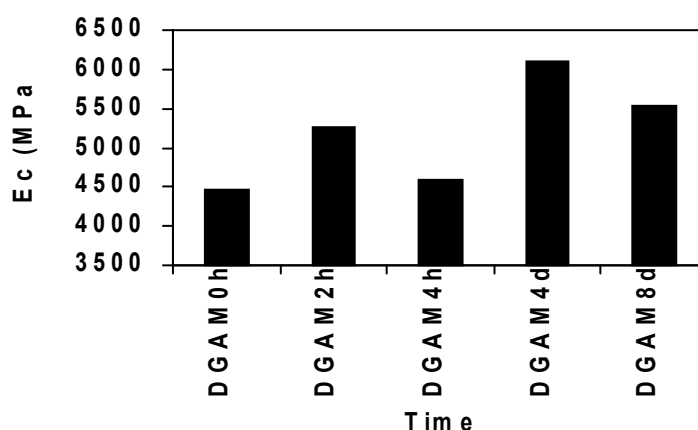


Fig. 8 Modulus of elasticity of DGAMs.

### Low temperature property

It is commonly accepted that at low temperature, bituminous materials exhibit elastic behavior. For an elastic material, the modulus is defined as the ratio of stress/strain. For bituminous materials, this is defined as stiffness modulus [13] which, in the case of flexural testing, is called the flexural stiffness. The flexural stiffness is determined as follows:

$$S_t = [(P \times L) / (b \times d^2)] \quad (2)$$

Where:

St= stiffness modulus

P= load at break

L= beam span

b= av. beam width

d= av. beam depth.

St is a measure of the stiffness of the material. In addition, another parameter may be determined, namely flexural modulus of the material is determined by:

$$S_t = [(P \times L^3) / (6 \times b^2 \times d^2 \times \Delta)] \tag{3}$$

Where:

Sr= flexural modulus (modulus of rupture)

Δ = deflection at the beam center; and the other variables as defined above.

The flexural test results of aged DGAMs are given in Figure 9 for 0 and -10°C testing temperatures. They show an increase in both stiffness and modulus of rupture of the mixtures at low temperatures with the variation in aging periods. For a properly designed mixture at low temperature climates, it is desirable to have a high modulus of rupture to ensure adequate tensile strength and at the same time have a low stiffness modulus to avoid being excessively brittle.

From Figure 9, it can be observed that the ranges of the modulus of rupture (MR) for DGAM<sub>0h</sub>, DGAM<sub>2h</sub>, DGAM<sub>4h</sub>, DGAM<sub>4d</sub>, and DGAM<sub>8d</sub> samples are 5160 to 5642MPa, 6370 to 6810MPa, 5284 to 5707MPa, 6523 to 6997MPa, and 6393 to 6804MPa at 0 and -10°C, respectively. For these, COV of results observed were 1.95 to 3.12, 1.11 to 2.1, 2.1 to 2.14, 1.78 to 2.3, and 1.92 to 2.05%, respectively. Similarly, average stiffness modulus values obtained for DGAM<sub>0h</sub>, DGAM<sub>2h</sub>, DGAM<sub>4h</sub>, DGAM<sub>4d</sub>, and DGAM<sub>8d</sub> are 0.722 to 1.303MPa, 1.21 to 1.732MPa, 0.789 to 1.387MPa, 1.45 to 1.994MPa, and 1.32 to 1.737MPa at 0 and -10°C, respectively. From the results, it is evident that aged DGAMs perform better than unaged mixture at low temperature, which is a desirable characteristic of aged DGAMs.

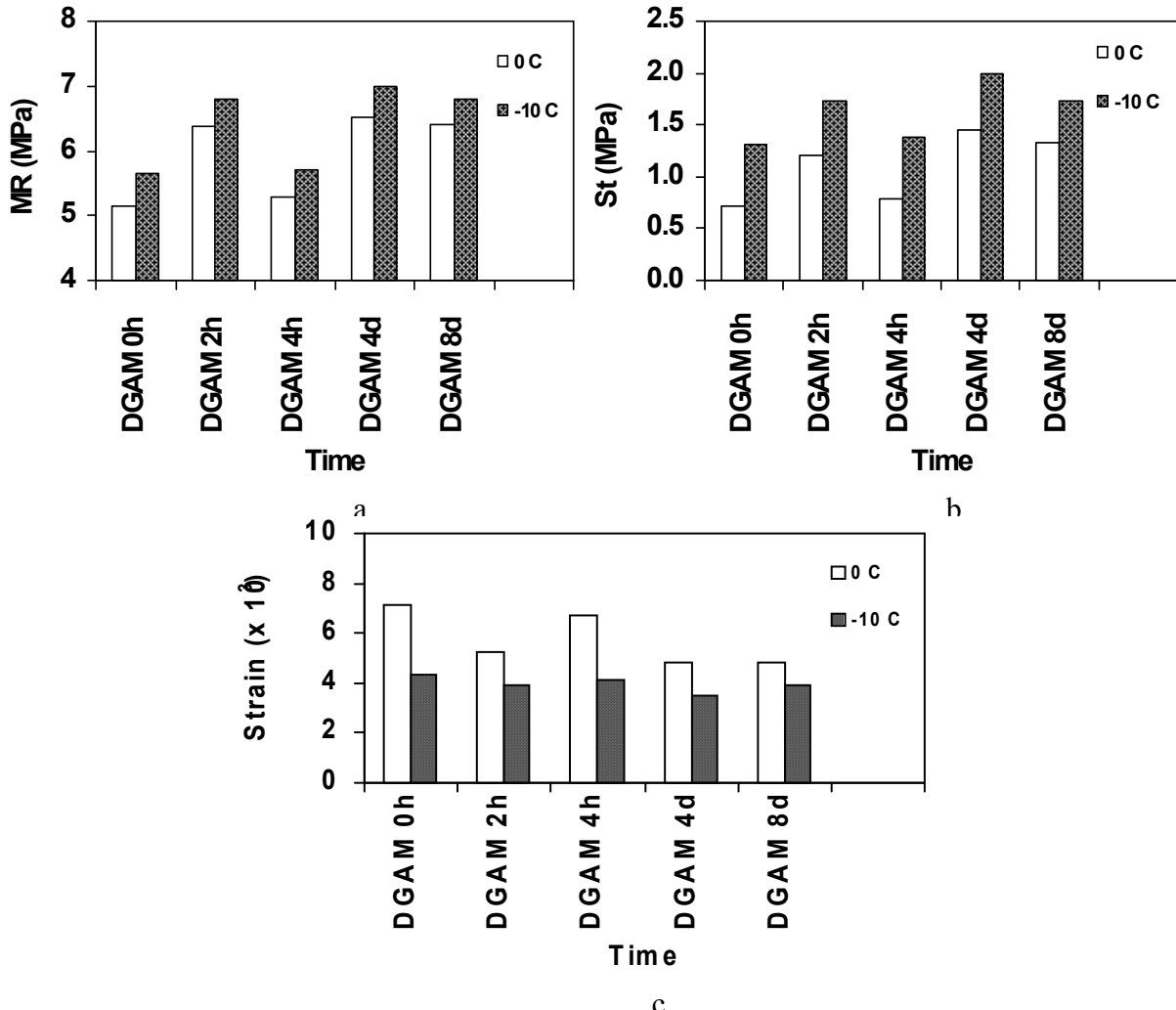


Fig. 9 Flexural strength properties of DGAMs (a-Modulus of rupture, b-Stiffness modulus, and c-strain)



### Cohesion test

Cohesion is the most important test to measure the viscosity of asphalt cement binder. Cohesion of unaged and aged DGAMs was tested at  $60 \pm 3^\circ\text{C}$  according to ASTM D-1560 [4]. STOA and LTOA DGAMs showed higher cohesion values than unaged DGAMs as shown in Figure 10. Test results indicate that cohesion for DGAM<sub>0h</sub>, DGAM<sub>2h</sub>, DGAM<sub>4h</sub>, DGAM<sub>4d</sub>, and DGAM<sub>8d</sub> samples are 218, 302, 288, 339 and 314 at  $60^\circ\text{C}$ , respectively, the cohesion of unaged DGAM increases by 39, 56, and 44% for 2 h, 4d, and 8d aging periods, respectively. Therefore, aging has improved the cohesion of DGAMs, which indicates that aging increase the viscosity of virgin asphalt.

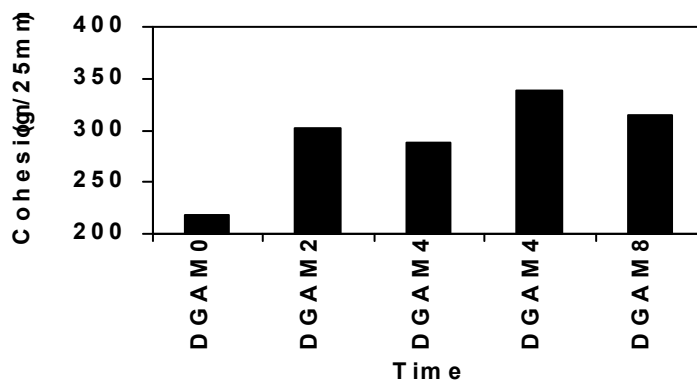


Fig. 10 Cohesion of DGAMs

### Aging susceptibility

Aging susceptibility was measured by aging index using the following equation: Aging Index = (cohesion of aged DGAMs / cohesion of unaged DGAMs). It can be seen from Figure 11 that aging index increases for STOA and LTOA, due to the increasing in bonds between asphalt cement binder and aggregates. Test results indicate that aging index for DGAM<sub>2h</sub>, DGAM<sub>4h</sub>, DGAM<sub>4d</sub>, and DGAM<sub>8d</sub> samples are 1.39, 1.32, 1.56, and 1.44 at  $60^\circ\text{C}$ , respectively. These results comply with those obtained by John and David [14].

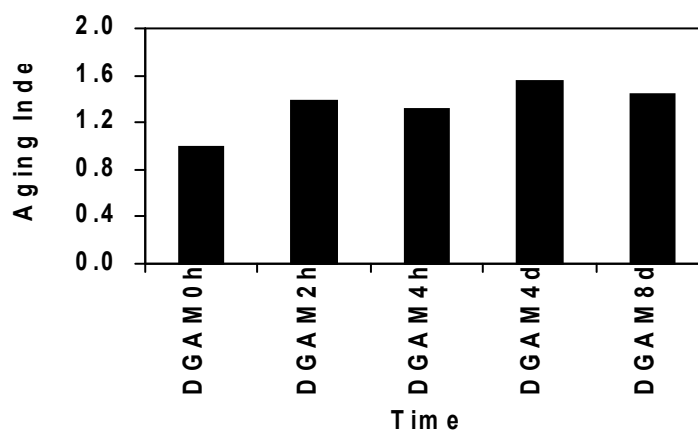


Fig. 11 Aging index of DGAMs

### Benefits of aging

Structural failures in a flexible pavement are of two types, namely surface cracking and rutting. Cracking is due to fatigue caused by repeated application of load in the bounded layer generated by the traffic. Rutting is developed due to accumulation of pavement deformation in various layers along the wheel path. Horizontal tensile strain ( $\epsilon_t$ ) developed at the bottom of the bituminous layer or the vertical compressive strains ( $\epsilon_c$ ) developed at the top of the subgrade, respectively, have been considered as indices of fatigue and rutting of the pavement structure. Yang [15] considers a rut depth of 12.7 mm to be a failure criterion for flexible pavement and the rutting in Eq. (4) is used:

$$N_d = 1.365 \times 10^{-9} (\epsilon_c)^{-4.477} \quad (4)$$

Where  $N_d$  = number of cumulative standard axles to produce a rutting of 12.7mm.

The surface deflection ( $w_o$ ) and the horizontal tensile strain at the bottom of binder layer ( $\epsilon_t$ ) of unaged and aged pavement system were captured for different thicknesses of the DGAM and base using multi-layer elastic analysis program, BISAR using 40kN set of dual tires with 105mm radius. For aged system, thickness of the DGAM of 50mm, binder layer of 50mm, and subbase course of 200mm were maintained constant and the base course thickness was varied. Similarly, DGAM thickness was varied for a constant binder of 50mm, base of 200mm, and subbase of 200mm.

Figure 12 shows this variation of surface deflection ( $w_o$ ) and the horizontal tensile strain at the bottom of binder layer ( $\epsilon_t$ ). These results were used to study the benefits of aging the DGAM in terms of LTR and TBR. The TBR gives the extension in the service life of pavement due to aging and can be written in the equation form as:

$$TBR = N_{dA} / N_{dU} \quad (5)$$

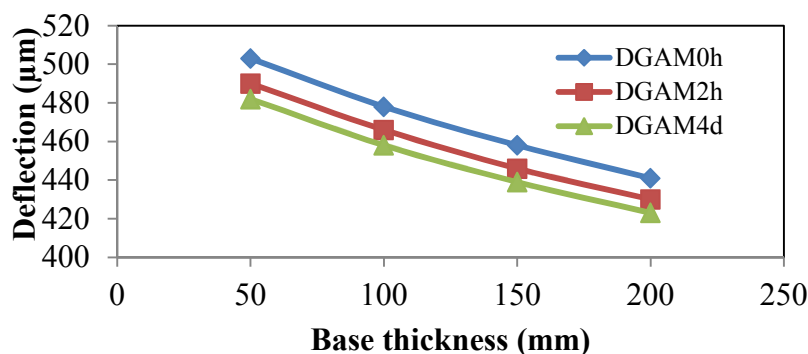
Where  $N_d$  = number of traffic passes required for producing a pavement surface deformation (rutting) up to the allowable rut depth and expressed in mm; and A and U denote aged and unaged pavement sections.

Al-Hadidy [16] evaluated the benefits of fiber reinforced SG soil in terms of LTR for the equivalent service life of the pavement. It can be defined as:

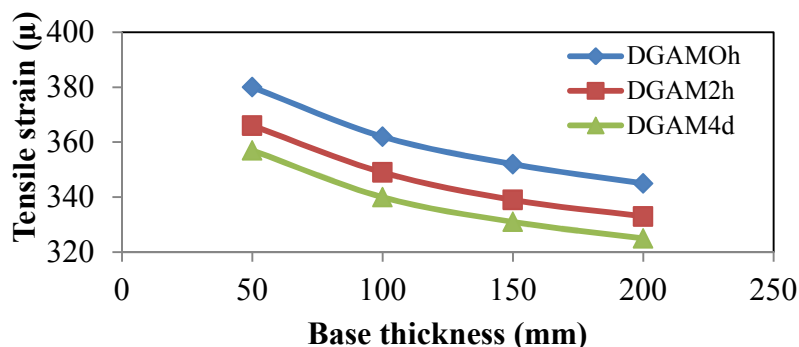
$$LTR = [(D_U - D_A) / D_U] \times 100 \quad (6)$$

$D_U$  and  $D_A$  = DGAM and base thicknesses of unaged and aged pavement sections.

The results of multi-layer elastic analysis presented in Figure 12 indicate that the horizontal tensile strain at the bottom of binder layer and the vertical compressive strain in the standard pavement section designed with DGAM of 4460 Mpa is  $340\mu$  and  $248\mu$ , respectively. For a constant thickness of binder, base and subbase, these strain levels were obtained for pavement section containing DGAM<sub>2h</sub> thickness of 46mm and DGAM<sub>4d</sub> thickness of 43mm.



(a)



(b)

**Fig. 12 Variation of (a- surface deflection, & b- critical tensile strain) with base thickness**

If the pavement section is kept the same for unaged and aged DGAM, the  $\epsilon_c$  reduces from  $248\mu$  in the case of unaged to 243 and  $239\mu$  and for DGAM<sub>2h</sub> and DGAM<sub>4d</sub>, respectively; giving the TBR of 1.1 and 1.2, respectively. It means that aged pavement will have a life 1.1 and 1.2 times that of unaged pavement. These results show that for a constant thickness of DGAM, binder, and sub base these strain levels were obtained for a base thickness of 130 and 90mm, in the case of DGAM<sub>2h</sub> and DGAM<sub>4d</sub> pavement section, respectively. From these results, it was found the thickness of DGAM and base layer of unaged pavement section reduces by 8%, and 14%, and 35 and 55% for DGAM<sub>2h</sub> and DGAM<sub>4d</sub>, respectively, for almost the same service life of aged and unaged pavements. Therefore, the flexible pavement can be designed by adopting any of these alternatives.

The pavement can also be designed for any intermediate thickness to reduce the thickness of the DGAM or base layer as well as to gain additional benefits in terms of extension in service life of the pavement. For example, in the case of DGAM<sub>4d</sub>, the thickness of the base can be theoretically reduced to less than 90mm (55%LTR) for designed vertical compressive strain of  $248\mu$ . In addition, for all alternatives analyzed, it was found that the surface deflection decreases by 2 to 4%. It means that the overall strength of pavement has been increased due to using aged DGAM layer.

## CONCLUSIONS

Based on the testing and analysis the following conclusions may be made:

- A) A review of the Marshall, indirect tensile strength, compressive strength, flexural strength, cohesion, and water sensitivity results indicated the following:

1. Marshall results indicated that the MQ value of unaged DGMA increased by 56%, 17%, 111%, and 78% at 2h, 4h, 4d, and 8d aging periods, respectively. It can be said that the aged DGAMs provide better resistance against permanent deformations due to their high stability and high MQ and indicate that aged DGAMs could be use in military airfield pavements where stiff asphalt mixture and low asphalt content are required.
  2. Unconditioned mixture tensile strength increases 17, 14, and 10% at 2h, 4d and 8d aging periods.
  3. The percentage increase in compressive strength value for unaged DGAM subjected to 2h, 4d and 8d aging periods was found to be 20 and 26%, 13 and 28%, and 22 and 36% at 25 and 60°C, respectively.
  4. It was found that the IRS of the unaged DGAM increases by 6%, 11%, 13% and 11% for DGAM<sub>2h</sub>, DGAM<sub>4h</sub>, DGAM<sub>4d</sub>, and DGAM<sub>8d</sub>, respectively
  5. The tensile strength ratio for DGAM<sub>0h</sub>, DGAM<sub>2h</sub>, DGAM<sub>4h</sub>, DGAM<sub>4d</sub>, and DGAM<sub>8d</sub> was found to be 90, 82, 76, 94, and 93%, respectively. This indicates that aging does not cause the mixture to weaken when exposed to moisture.
  6. The modulus of elasticity at 25°C temperatures increases by 18%, 37% and 24% for 2 h, 4d, and 8d aging periods, respectively.
  7. The modulus of rupture value for unaged DGAM subjected to 2h, 4d and 8d aging periods was found to be 23 and 21%, 26 and 24%, and 24 and 21% at 0 and -10°C, respectively. From the results, it is evident that aged DGAMs perform better than unaged mixture at low temperature, which is a desirable characteristic of aged DGAMs.
  8. The cohesion of unaged DGAM increases by 39, 56 and 44% for 2 h, 4d, and 8d aging periods, respectively. Therefore, aging has improved the cohesion of DGAMs, which indicates that aging increase the viscosity of virgin asphalt.
  9. It was found that aging index for DGAM increases by 39, 32, 56, and 44% for 2 h, 4h, 4d, and 8d aging periods, respectively. These results comply with those obtained by John and David [14]
  10. Statistical relationships between the DGAMs performance tests are developed for situations in which: a) the indirect tensile and/or compressive strength tests are not available, and /or b) the designer does not choose to use those tests.
  11. Based on the observations and the analysis of the results using a statistical program; indirect tensile strength test is the most promising of stripping when applied to airfield and highway paving mixtures.
  12. From SPSS statistical analysis program, an optimization table based on the performance measures conducted on DGAMs is prepared. Results obtained from such analysis can be used to select the aging conditions for any field applications. Actual selecting would depend upon the option exercised by the designer.
  13. The aging was performed above 5 h and at 85 °C, called “long term aging” which simulates the aging of the asphalt binder through the pressure-aging vessel (PAV); and
  14. Results indicated that flexible pavement with high performance, durability and more economic can be obtained with STOA and LTOA conditions of 154°C for 2h, and 85 °C for 4d, respectively.
- B) Mechanistic-empirical design approach results indicated the following:

1. If the pavement section is kept the same for unaged and aged DGAM, the pavement gives TBR value of 1.1 and 1.2 for 2h and 4d aging periods respectively.
2. It was found the thickness of DGAM and base layer of unaged pavement section reduces by 8%, and 14%, and 35 and 55% for DGAM<sub>2h</sub> and DGAM<sub>4d</sub>, respectively, for almost the same service life of aged and unaged pavements.
3. The pavement consisting of aged DGAM as a surface layer is beneficial in reducing the construction materials. Actual savings would depend upon the option exercised by the designer for reducing the thickness of an individual layer.
4. The obtained results in this study may vary if bitumen from other sources is used.

## REFERENCES

- [1] Soon-Jae Lee, Serji N. Amirkhanian, & Kwang W. Kim (2009), "Laboratory Evaluation of the Effect of Short-Term Oven Aging on Asphalt Binders in Asphalt Mixtures Using HP-GPC", Construction And Building Material.
- [2] Al-Hadidy and Tan Yi-Qiu., (2007) "Long-Term Aging of Polypropylene Asphalt Paving Mixtures", Proceeding of the 26th Southern African Transport Conference (SATC 2007), 9-12 July 2007. P761-767. ISBNB Number: 1-920-01702-X Pretoria, Accepted as a Word Cup 2010 Traffic Simulation.
- [3] Soon-Jae Lee A, Serji N. Amirkhanian , Khaldoun Shatanawi , Kwang W. Kim , (2007) "Short-Term Aging Characterization of Asphalt Binders Using Gel Permeation Chromatography and Selected Superpave Binder Tests", Science Direct, Construction and Building Materials.
- [4] American Society for Testing and Materials (ASTM), (2004), Standard Specification, Section 4, Vol. 04-03.
- [5] Masson J-F, Pelletier L., & Collins P., (2001), "Rapid FTIR Method for Styrene-Butadiene Type Copolymers In Bitumen".
- [6] Asphalt Institute (1984). "Mix design method for asphalt concrete and other hot-mix types" (MS-2).
- [7] Asphalt Institute (2002). "Superior performing asphalt pavement". Mix design series, No. 2, (SP-2).
- [8] AASHTO Designation: R30, America Association of State Highway and Transportation Officials, Washington, D.C. Practice for Short and Long Term Aging of Hot Mix Asphalt (HMA), 2002.
- [9] Bell A. Chris, Alan J. Wieder, & Marco J. Fellin. , (1994) " Laboratory Aging of Asphalt-Aggregate Mixtures: Field Validation", SHRP-A-390, Strategic Highway Research Program, Oregon State University, National Research Council, Washington, D.C.
- [10] State cooperation of road and bridges, (2003). "Hot mix asphaltic concrete pavement", Iraqi standard specification, Ministry of Housing and Construction. Department of Design and Study, Section R-9.
- [11] Bradley, J. Putman, and Serji, N. Amirkhanian. (2004) "Utilization of waste fibers in stone matrix asphalt mixtures". J. Resources Conservation and Recycling. (42):265-274.
- [12] Nancy L.Leech et.al. (2005) " SPSS for Intermediate statistics : Use and Interpretation", Lawrence Erlbaum Associates, Inc., Publishers, 10 Industrial Avenue, Mahwah, New Jersey 07430.



- [13] Busby EQ. and Rader LF. (1972) "Flexural stiffness properties of asphalt concrete at Low temperatures." Proceedings, AAPT, Vol.41:163-187.
- [14] John, R., David, W., (2003) "The Shell Bitumen Hand Book".5th Ed., Thomas Telford Ltd., pp.157-163,213,214.
- [15] Yang H.H, (2012), "Pavement Analysis and Design", Prentice-Hall, Inc., A Paramount Communications Company, Englewood Cliffs, New Jersey 07632, USA: 57,
- [16] Al-Hadidy A.I., (2009), "Characterization of Polymer Modified Road Building Materials: Laboratory and Field Evaluation". Ph.D. dissertation, School of Transportation and communication, Harbin Institute of Technology, China.

**The work was carried out at the college of Engineering. University of Mosul**